

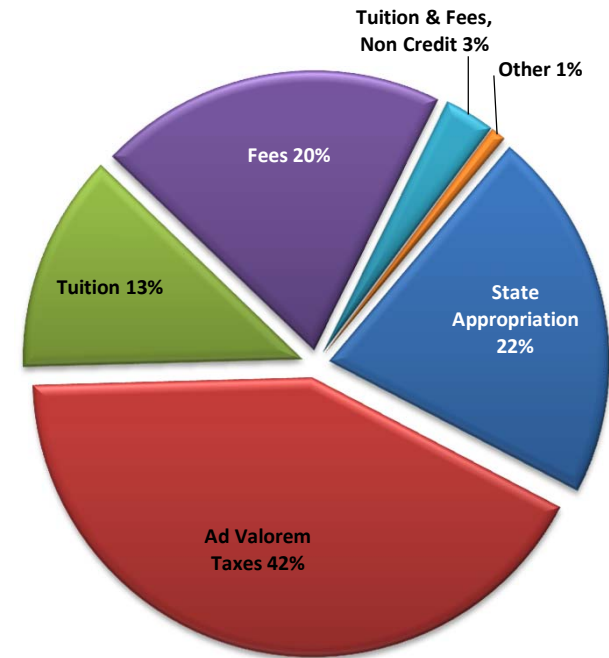


**Houston Community College
Unrestricted Funds - Approved Budget
For Fiscal Year 2015-2016**

**Houston Community College
Unrestricted Funds - Approved Budget FY2015-2016
Revenues by Source**

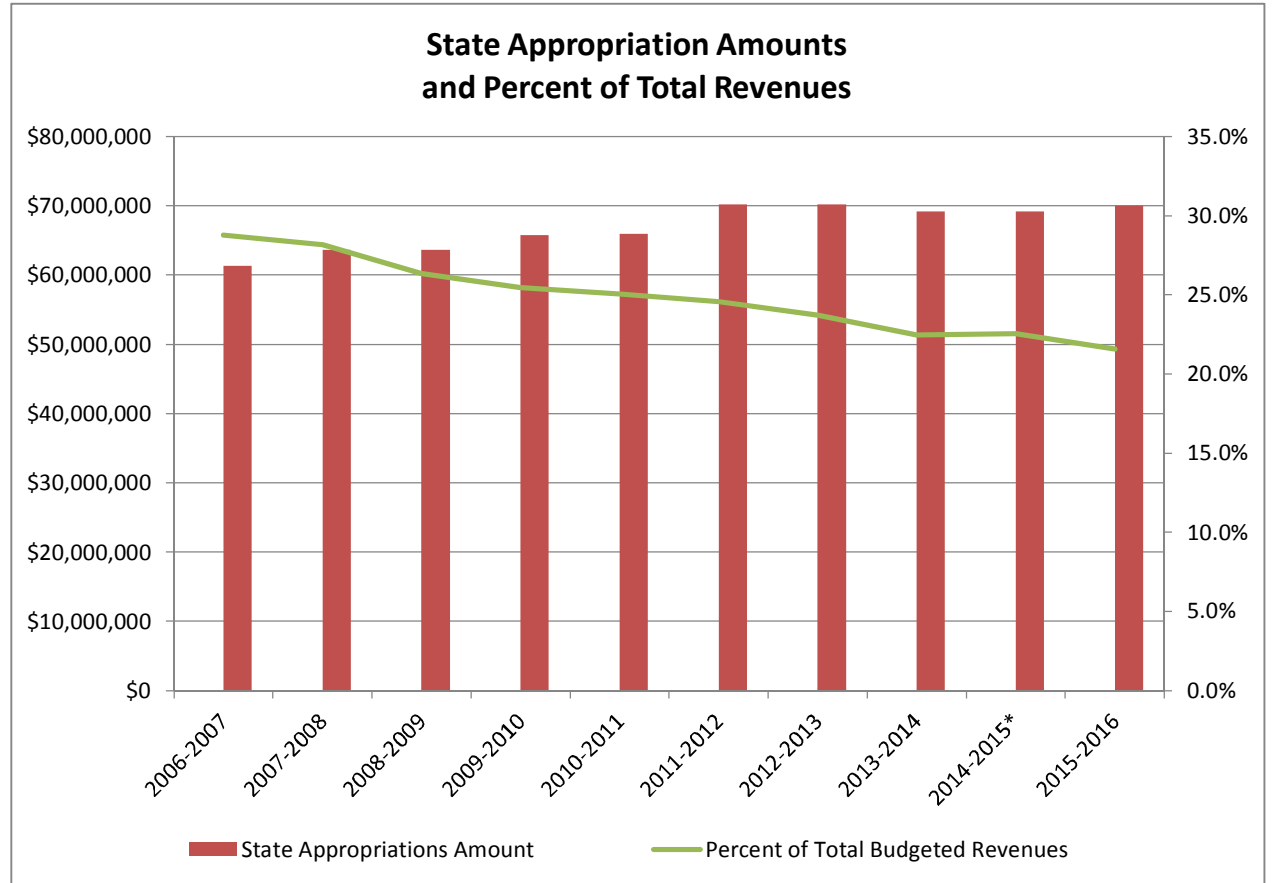
	<u>Original Budget FY2015-2016</u>	<u>Original Budget FY2014-2015</u>	<u>Incr/(Decr) vs. FY2014-2015</u>	<u>% Change</u>
Appropriation	\$ 69,995,427	\$ 69,202,364	793,063	1%
Ad Valorem Taxes	136,000,000	114,968,081	21,031,919	18%
Tuition	40,925,000	40,308,204	616,796	2%
Fees	65,325,000	64,784,694	540,306	0.8%
Tuition & Fees - Non Credit	9,500,000	6,565,665	2,934,335	45%
Other Local Income	2,870,000	2,867,459	2,541	0%
Fund Balance Transfer	-	8,000,000	(8,000,000)	-100%
Total Revenue	\$ 324,615,427	\$ 306,696,467	17,918,960	5.8%

**FY 2015-2016 Revenue Sources
as a Percent of Total**



Houston Community College Unrestricted Funds - Approved Budget FY2015-2016 State Appropriation History

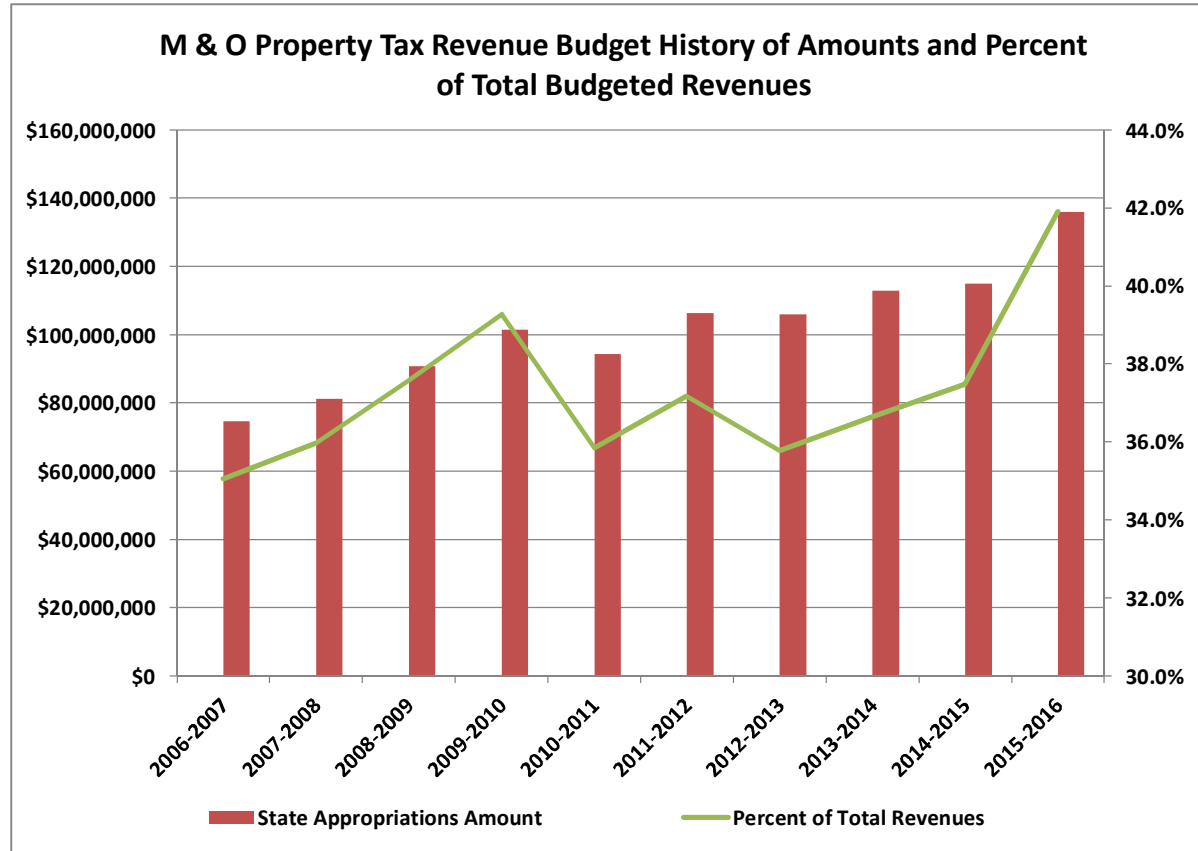
Fiscal Year	State Appropriation	% of Revenue
2006-2007	\$ 61,312,488	28.8%
2007-2008	63,627,433	28.2%
2008-2009	63,627,432	26.4%
2009-2010	65,791,457	25.4%
2010-2011	65,957,104	25.1%
2011-2012	70,232,038	24.6%
2012-2013	70,232,038	23.7%
2013-2014	69,202,364	22.5%
2014-2015*	69,155,893	22.6%
2015-2016	69,995,427	21.6%



* revised

**Houston Community College
Unrestricted Funds - Approved Budget FY2015-2016
M & O Property Tax Revenue Budget History**

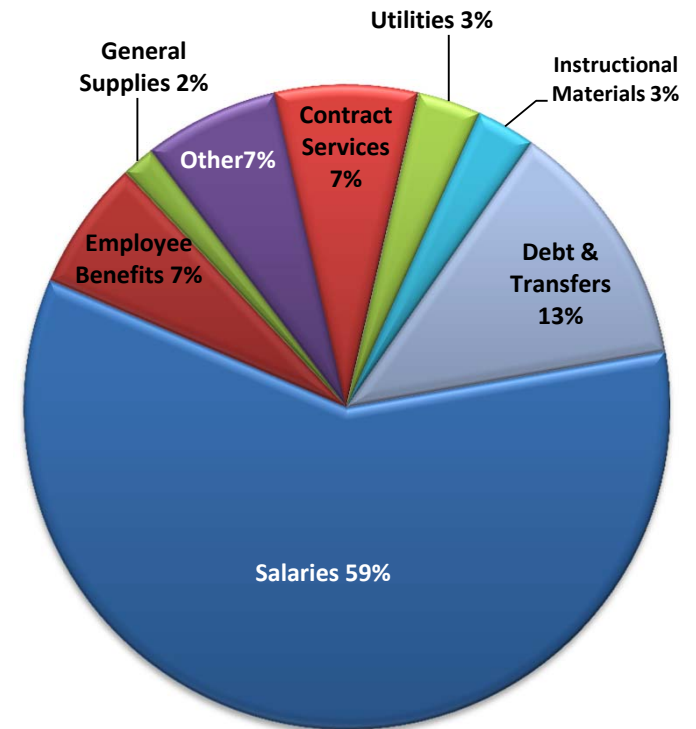
Fiscal Year	M & O Tax Revenue	% of Budget
2006-2007	74,699,942	35.0%
2007-2008	81,217,774	36.0%
2008-2009	90,696,509	37.6%
2009-2010	101,525,259	39.3%
2010-2011	94,356,893	35.8%
2011-2012	106,260,605	37.2%
2012-2013	105,952,603	35.8%
2013-2014	112,898,559	36.6%
2014-2015	114,968,081	37.5%
2015-2016	136,000,000	41.9%



Houston Community College Unrestricted Funds - Approved Budget FY2015-2016 Expenditures

	Original Budget FY2015-2016	Original Budget FY2014-2015	Incr/(Decr) vs. FY2014-15	% Change
Salaries	\$ 192,252,126	\$ 180,737,195	\$ 11,514,931	6%
Employee Benefits	21,210,175	20,180,691	1,029,484	5%
Supplies and General Exp	5,385,038	5,823,219	(438,181)	-8%
Travel	1,909,590	1,236,748	672,842	54%
Marketing Costs	991,957	1,590,454	(598,497)	-38%
Rentals and Leases	2,424,640	2,589,915	(165,275)	-6%
Risk Management Insurance	5,551,305	7,264,192	(1,712,887)	-24%
Contract Services	23,210,526	24,703,220	(1,492,694)	-6%
Utilities	10,246,651	10,251,629	(4,978)	0%
Other Institutional Expenses	2,033,374	2,352,596	(319,222)	-14%
Instructional and Other Materials	9,567,273	10,806,362	(1,239,089)	-11%
Maintenance and Repair	1,313,434	1,337,211	(23,777)	-2%
Transfers/Debt	40,668,237	32,517,812	8,150,425	25%
Contingency Fund	5,188,798	3,778,048	1,410,750	37%
Capital Outlay	2,662,303	1,527,175	1,135,128	74%
	<u>\$ 324,615,427</u>	<u>\$ 306,696,467</u>	<u>\$ 17,918,960</u>	<u>5.8%</u>

**FY 2015-2016 Expenses
As a Percent of Total**



Houston Community College
Unrestricted Funds - Approved Budget FY2015-2016
Approved Expenditures - Colleges

	Central College	Coleman College	Northeast College	Northwest College	Southeast College	Southwest College	Extended Learning
Salaries - Faculty & Librarian	\$ 3,024,644	\$ 9,039,529	\$ 5,558,204	\$ 2,449,296	\$ 714,000	\$ 3,368,539	\$ 6,404,131
Salaries - Other	6,804,814	3,274,825	6,052,262	6,569,468	4,737,429	7,298,060	4,773,511
Employee Benefits	-	-	-	-	-	-	-
Supplies and General Exp	228,971	282,075	227,092	186,376	225,812	292,488	190,959
Travel	31,600	128,496	28,379	50,076	34,480	38,411	85,461
Marketing Costs	23,645	12,500	56,019	29,707	101,774	26,482	286,057
Rentals and Leases	2,270	453,109	931,600	49,371	77,305	484,749	26,718
Risk Management Insurance	-	-	-	-	-	-	-
Contract Services	284,291	90,663	71,991	238,415	70,342	8,758	145,252
Utilities	5,125	-	4,600	-	-	1,826	-
Other Institutional Expenses	22,111	93,713	30,615	60,066	66,140	22,841	55,916
Instructional and Other Mat	293,907	255,419	125,383	72,572	52,376	90,575	774,372
Maintenance and Repair	138,855	60,440	128,456	25,304	10,926	16,489	121,311
Transfers/Debt	-	-	-	-	-	-	-
Opportunity Fund	527,115	520,000	450,000	781,062	400,000	478,070	300,000
Capital Outlay	389,485	55,402	27,295	10,877	6,951	5,467	35,501
Grand Total	\$ 11,776,833	\$ 14,266,171	\$ 13,691,896	\$ 10,522,590	\$ 6,497,535	\$ 12,132,755	\$ 13,199,189

Houston Community College
Unrestricted Funds - Approved Budget FY2015-2016
Approved Expenditures - System

	Chancellor	Finance & Admin.	Division of Instruction	Sustainability	Instruction Services	Student Services	System	HCCS Grand Total
Salaries - Faculty & Librarian	\$ -	\$ -	\$ 43,180,514	\$ 63,822	\$ 9,033,224	\$ -	\$ 9,508,002	\$ 92,343,905
Salaries - Other	\$ 6,023,000	\$ 28,291,373	\$ 6,586,907	\$ 3,035,836	\$ 6,254,685	\$ 5,123,035	\$ 5,083,016	\$ 99,908,221
Employee Benefits	-	-	-	-	-	-	21,210,175	21,210,175
Supplies and General Exp	635,700	970,467	298,081	152,511	260,601	133,905	1,300,000	5,385,038
Travel	176,675	230,551	153,903	68,680	843,378	39,500	-	1,909,590
Marketing Costs	265,000	175,132	9,006	6,635	-	-	-	991,957
Rentals and Leases	61,600	244,510	24,510	60,179	3,319	5,400	-	2,424,640
Risk Management Insurance	5,550,000	-	511	-	794	-	-	5,551,305
Contract Services	2,988,575	15,057,178	362,359	77,119	88,088	1,201,442	2,526,053	23,210,526
Utilities	-	1,702,344	-	-	94	-	8,532,662	10,246,651
Other Institutional Expenses	476,000	553,850	80,374	89,979	434,009	47,760	-	2,033,374
Instructional and Other Mat	57,000	5,705,481	1,231,186	35,373	562,097	311,532	-	9,567,273
Maintenance and Repair	5,200	760,426	39,966	4,688	444	929	-	1,313,434
Transfers/Debt	200,000	-	-	-	-	-	40,468,237	40,668,237
Opportunity Fund	150,000	246,064	-	300,000	200,000	250,000	586,487	5,188,798
Capital Outlay	83,700	1,693,850	332,295	17,330	1,286	2,864	-	2,662,303
Grand Total	\$ 16,672,450	\$ 55,631,226	\$ 52,299,612	\$ 3,912,152	\$ 17,682,019	\$ 7,116,367	\$ 89,214,632	\$ 324,615,427